

FEATURES AND BENEFITS

- Fastener designed to attach metal roof and sidewall panels used in pre-engineered metal building applications.
- #12 Diameter 5/16" Cupped HWH self-drilling fastener easily penetrates steel up to .210" in thickness with no "point walking." 1/4" Stitch will securely fasten 2 layers of 26 GA with no strip-out.
- Cupped head & washer encapsulate EPDM rubber washer & provide a secure seal even when driven at an angle.

ALL UNPAINTED MAXX STEELBINDER® FASTENERS COME STANDARD WITH DURASEAL® PLUS ENHANCED CORROSION RESISTANCE COATING.

FOR PROPER INSTALLATION, THE USE OF IMPACT DRIVERS ARE NOT RECOMMENDED FOR POWDER COATED OR ANY WET PAINTED FASTENER.

PULLOUT & PULLOVER VALUES ARE DETERMINED IN THE ST FASTENING SYSTEMS ENGINEERING LABORATORY USING STEEL PANELS/FRAMING & WOOD DENSITIES WHOSE STRUCTURAL PROPERTIES ARE FOUND IN PRESENT DAY PRODUCTS.

SIZE	CARTON QTY.	WEIGHT/M
12-14 x 3/4"	2500	11.3
12-14 x 1"	2500	13.2
12-14 x 1-1/4"	2500	14.8
12-14 x 1-1/2"	2000	15.5
12-14 x 2"	1500	18.8
12-14 x 2-1/2"	1500	24.6
12-14 x 3"	1000	26.6
1/4 X 7/8 " STITCH*	2500	13.4


*CURRENT SIZES AVAILABLE WITH POWDER COATING

PULL OUT STRENGTH LBS. ULT.			
SUBSTRATE	GAUGE	THICKNESS	VALUE
HRS Primed Only #12	16	.060	927
HRS Primed Only #12	14	.075	958
HRS Primed Only #12	12	.105	1678
AZ55 Galvalume 1/4"	26	.018	342
AZ55 Galvalume 1/4"	24	.024	378
AZ55 Galvalume 1/4"	22	.030	418
AZ55 Galvalume 1/4"	18	.048	1038
G-90 Galvanized #12	20	.036	620
G-90 Galvanized #12	18	.048	729
G-90 Galvanized #12	16	.060	787
G-90 Galvanized #12	14	.075	1041
G-90 Galvanized #12	12	.105	1372

PULL OVER STRENGTH LBS. ULT.			
SUBSTRATE	GAUGE	THICKNESS	VALUE
AZ55 Galvalume #12	29	.014	687
AZ55 Galvalume #12	26	.018	1090
AZ55 Galvalume #12	24	.024	1299
AZ55 Galvalume #12	22	.030	1562
AZ55 Galvalume 1/4"	29	.014	746
AZ55 Galvalume 1/4"	26	.018	960
AZ55 Galvalume 1/4"	24	.024	1261
AZ55 Galvalume 1/4"	22	.030	1376

- NOTES**
1. HRS (Hot Rolled Steel)
 2. Pull over values calculated with EPDM rubber washer assembled to cupped head screw with .555" washer face.
 3. All strength values shown are ultimate values, expressed in LBS. Apply an appropriate safety factor to obtain design limits.

MAXX™ SteelBinder®




- HEAD STYLE**
5/16" CHWH**
- POINT DIAMETER**
.181/.177
- .156/.150 STITCH**
- MAJOR DIAMETER**
.215/.209
- .246/.240 STITCH**
- MINOR DIAMETER**
.164/.157
- .192/.185 STITCH**
- WASHER FACE DIAMETER**
.560/.545
- .560/.545 STITCH**
- HEAD ACROSS FLATS**
NOM .312"
- NOM. TENSILE STRENGTH**
2900 LBS.
- 3800 LBS. STITCH**
- MIN. TORSIONAL STRENGTH**
92 IN-LBS.
- 150 IN-LBS. STITCH**
- NOM. SHEAR STRENGTH**
1962 LBS.
- 2850 LBS. STITCH**

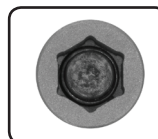
**CHWH-CUPPED HEX WASHER HEAD



SELF DRILL POINT



Cupped HWH head design improves Pull over strength versus standard HWH & Bonded Washer. ST Fastening Systems sockets are designed to allow for the added thickness of the powder coat.

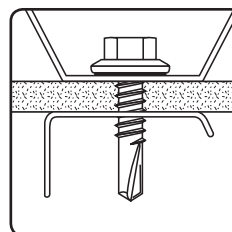


ST Magnetic Sockets are available for powder coated fasteners.

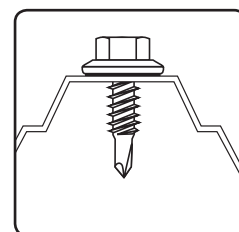


Drill point is designed to penetrate steel quickly with no "point walking"

APPLICATIONS



Purlin Screw



Stitch Screw



ARCHITECTURAL SERIES



A Division of The Hillman Group