



JD Metals

LINKING QUALITY & SERVICE

STANDARD TRIMS

TUFF-RIB

5-V

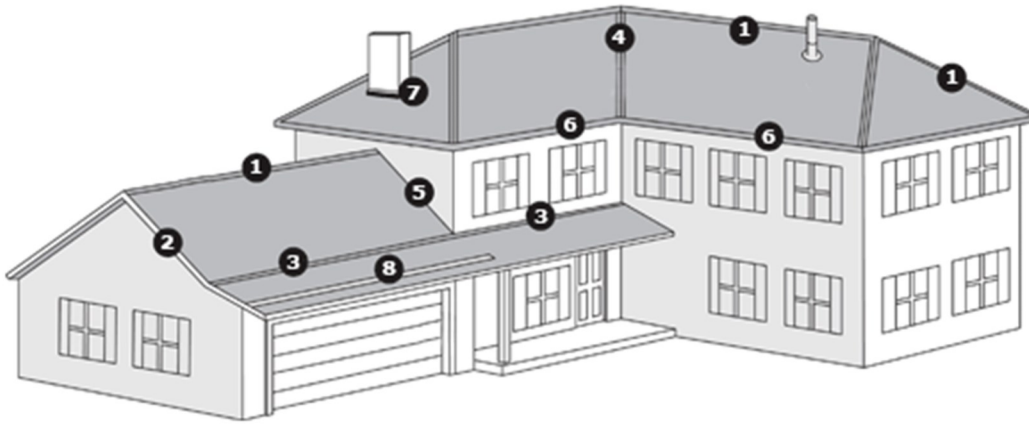
STANDING SEAM

R-PANEL

877.386.2068

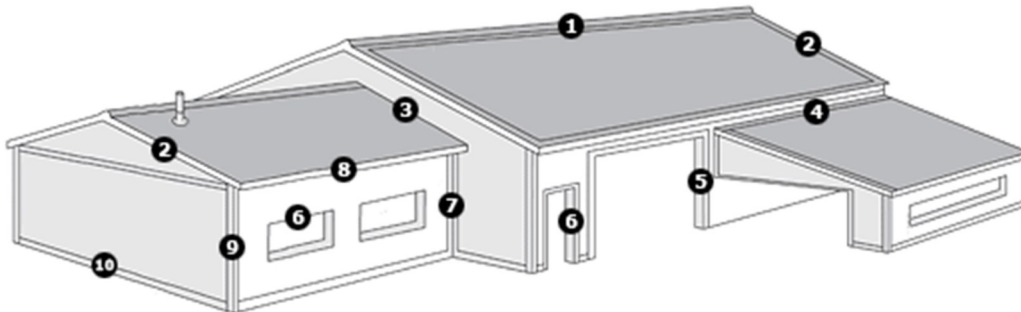
JDMETALS.NET

Standard House Trim Diagram



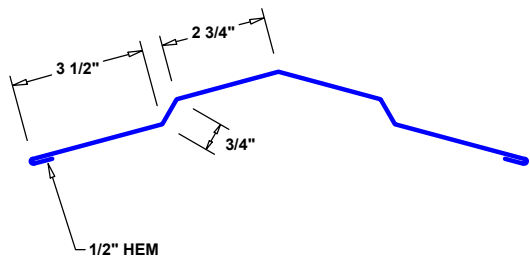
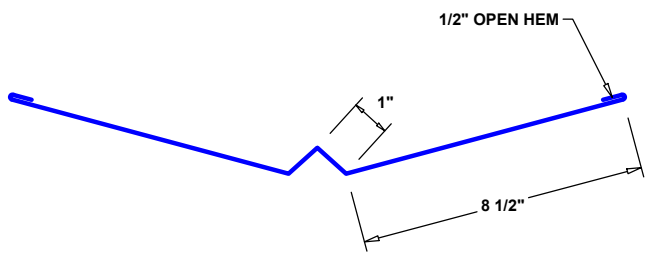
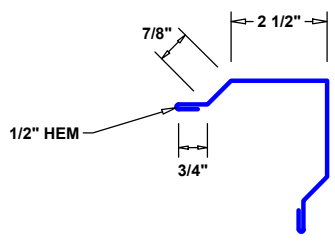
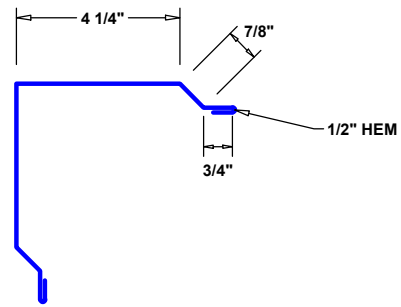
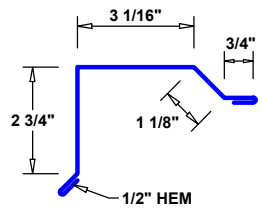
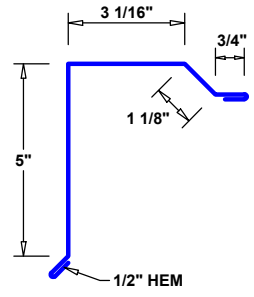
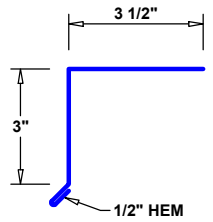
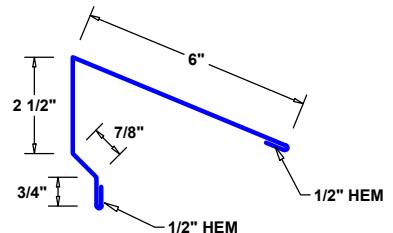
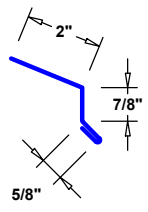
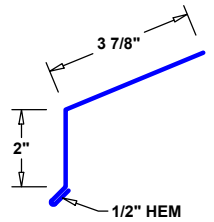
- | | |
|---|---------------------------|
| 1 Ridgecap | 5 Sidewall |
| 2 Corner/Rake | 6 Drip Edge |
| 3 Endwall (Specify Pitch/Degree) | 7 Endwall/Sidewall |
| 4 "W" Valley | 8 Snow Guard |

Standard Building Trim Diagram



- | | |
|-----------------------------|-------------------------|
| 1 Ridgecap | 6 J-Channel |
| 2 Rake Trim | 7 Inside Corner |
| 3 Sidewall | 8 Standard Eave |
| 4 Endwall | 9 Outside Corner |
| 5 Overhead Door Trim | 10 Rat Guard |

TUFF-RIB & 5-V

<p>RIDGE CAP (10'-6")</p> 	<p>"W" VALLEY (10')</p> 
<p>NARROW OUTSIDE CORNER (10' - 20')</p> 	<p>WIDE OUTSIDE CORNER (10' - 20')</p> 
<p>RESIDENTIAL RAKE (10'-20')</p> 	<p>STEP RAKE (10'-20')</p> 
<p>STANDARD RAKE (10'-20')</p> 	<p>HIGH SIDE EAVE (10')</p> 
<p>DRIP EDGE (10')</p> 	<p>2" X 4" DRIP EDGE (10'-6")</p> 

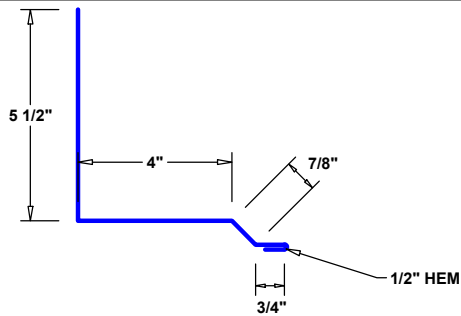


JD Metals

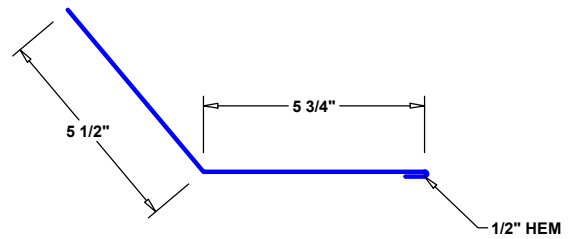
LINKING QUALITY & SERVICE

TUFF-RIB & 5-V

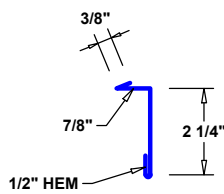
SIDEWALL (10')



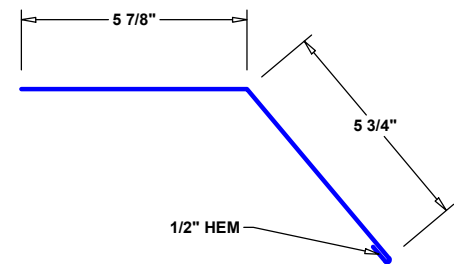
ENDWALL (10')



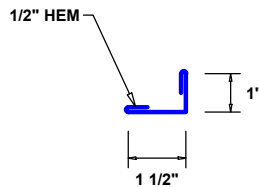
REGLET (10')



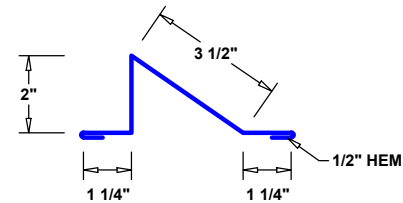
GAMBREL FLASHING (10')



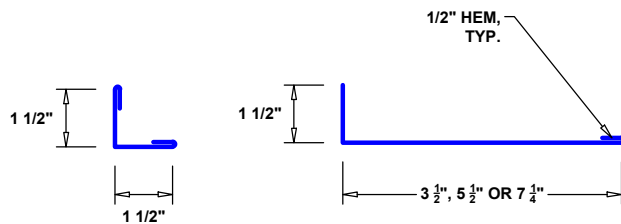
SNOW GUARD (10')



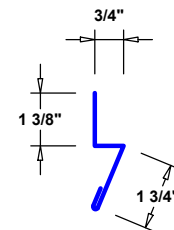
CAROLINA SNOW GUARD (10')



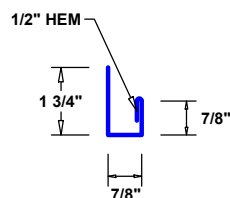
FASCIA (10')



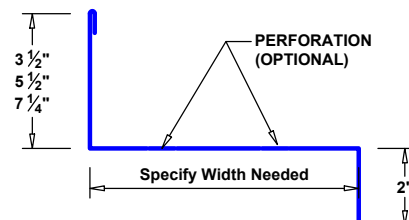
RAT GUARD (10')



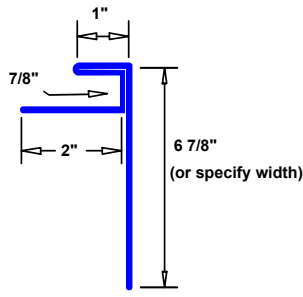
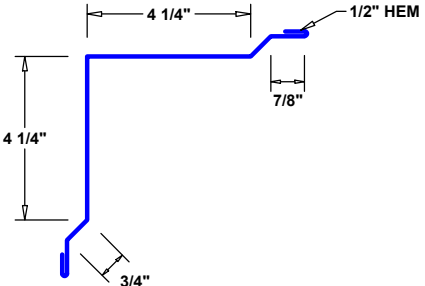
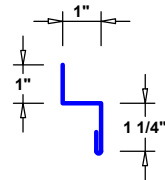
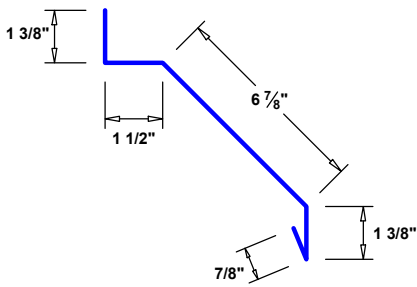
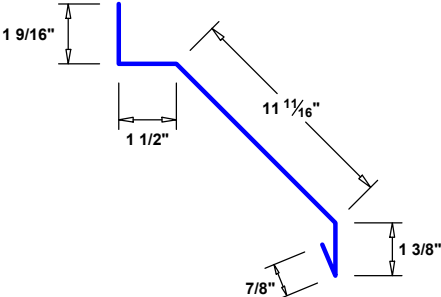
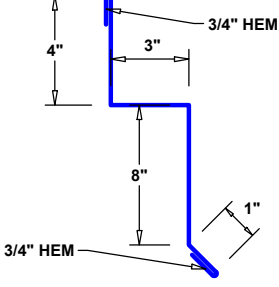
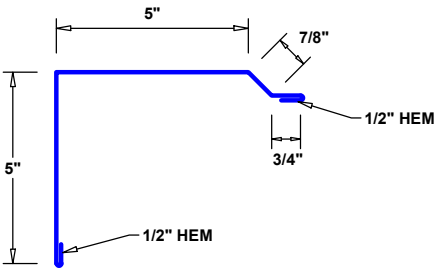
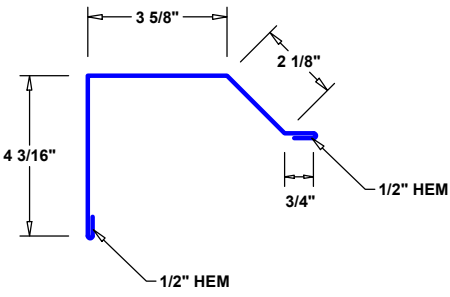
J-CHANNEL (10')



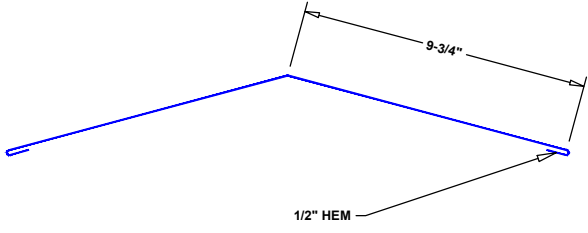
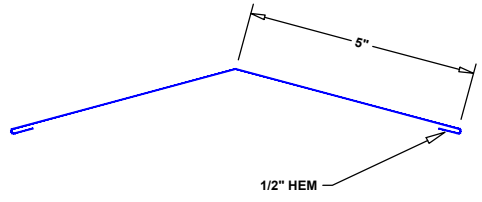
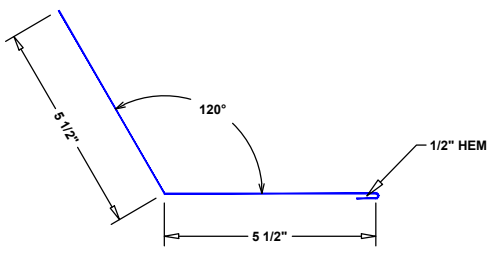
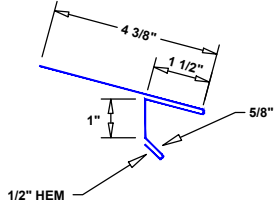
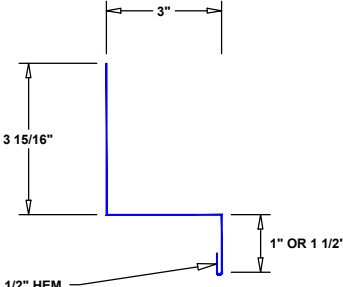
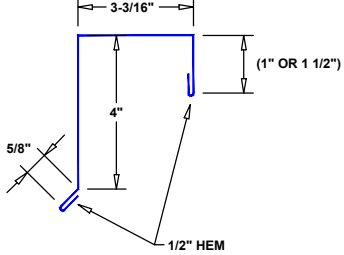
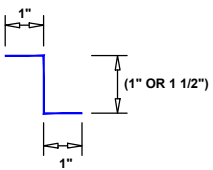
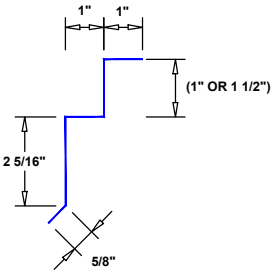
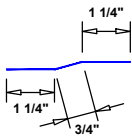
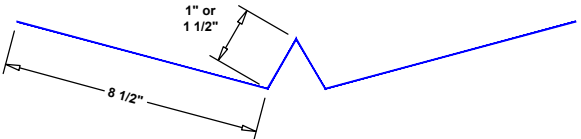
SOFFIT FASCIA COMBO (10'-6'')



TUFF-RIB & 5-V

OVERHEAD DOOR TRIM (10'-20')	INSIDE CORNER (10'-20')
	
DOUBLE ANGLE (10')	ROUND DOOR TRACK COVER (10')
	
DOUBLE ROUND DOOR TRACK (10')	SQUARE DOOR TRACK COVER (10')
	
D-5 DOOR TRIM (10')	D-10 DOOR TRIM (10')
	

STANDING SEAM

<p>RIDGE CAP (10'-6")</p>	<p>HIP CAP (10'-6")</p>
	
<p>ENDWALL (10'-6")</p>	<p>EXTENDED EAVE (10'-6")</p>
	
<p>SIDEWALL (10'-6")</p>	<p>RAKE (10', 12', 14', 16', 18' or 20')</p>
	
<p>Z-BAR (10'-6", SOLID or PERFORATED)</p>	<p>RAKE CLEAT (10'-6")</p>
	
<p>OFFSET CLEAT (10'-6")</p>	<p>VALLEY (10'-6")</p>
	

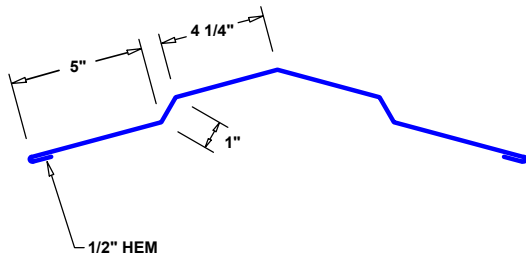


JD Metals

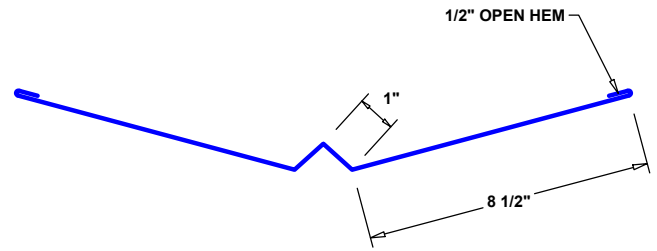
LINKING QUALITY & SERVICE

PBR & R PANEL TRIMS

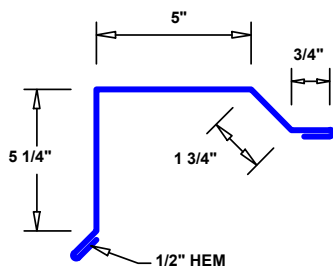
10 X 10 RIDGE CAP (10'-6")



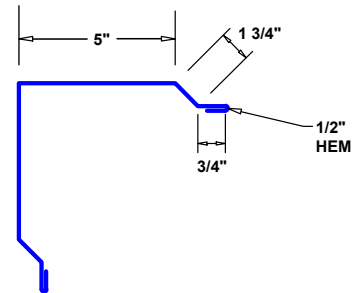
"W" VALLEY (10'-6")



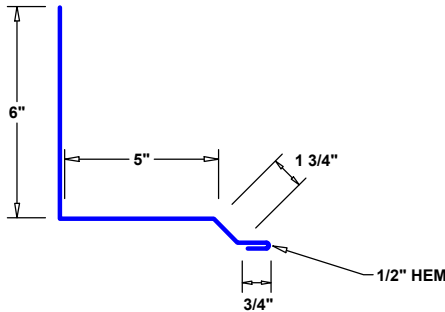
R-P STANDARD RAKE (10'- 20')



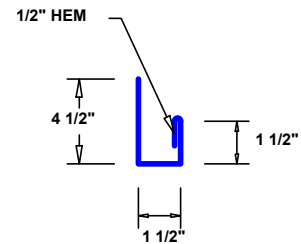
R-P OUTSIDE CORNER (10'- 20')



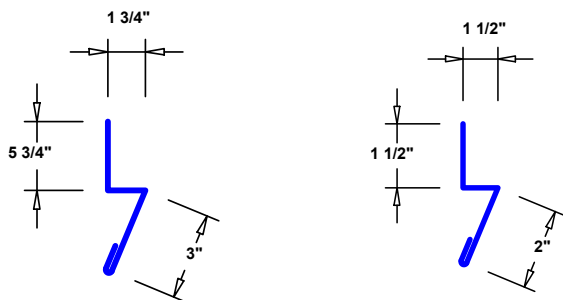
R-P SIDEWALL (10'-6")



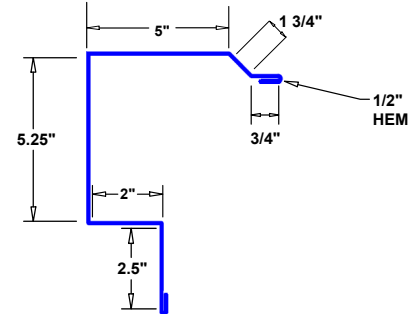
R-P J CHANNEL (10'-6")



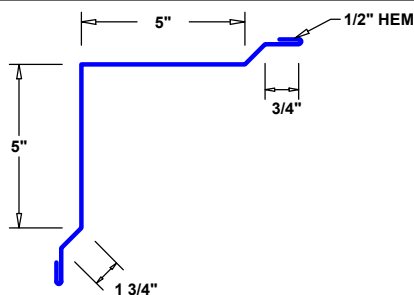
LARGE & SMALL R-P RAT GUARD (10'-6")



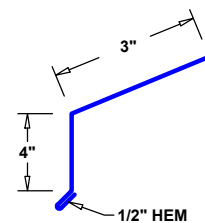
R-P BOX RAKE (10'-20')



R-P INSIDE CORNER (10'-20')



R-P STANDARD EAVE (10'-6")





JD Metals

LINKING QUALITY & SERVICE

FOR CUSTOM TRIMS

PLEASE CALL

877.386.2068



JD Metals

LINKING QUALITY & SERVICE



POSTEEL

BUILDINGS

877-386-2068

JDMETALS.NET